



















SALAD GARDEN PLANT-A-GRAM

MEDIUM VEG TRUG

<p>Baby Mustard Greens</p>  <p>x6</p>	<p>Little Gem Romaine</p>  <p>x4</p>	<p>Caraflex 'Mini' Cabbage</p>  <p>x2</p>	<p>Calendula</p>  <p>x6</p>	<p>Bloomsdale Spinach</p>  <p>x6</p>	<p>Red Grenoble Crisphead Lettuce</p>  <p>x4</p>
<p>Scallions</p>  <p>x6</p>	<p>Yaya Carrots</p>  <p>x6</p>	<p>d'Avignon Radish</p>  <p>x6</p>	<p>Cherry Belle Radish</p>  <p>x6</p>	<p>Thumbelina Carrots</p>  <p>x6</p>	<p>Scallions</p>  <p>x6</p>
<p>Buttercrunch Lettuce</p>  <p>x4</p>	<p>Navara Red Leaf Lettuce</p>  <p>x6</p>	<p>Nasturtium</p>  <p>x4</p>	<p>Bull's Blood Beets</p>  <p>x6</p>	<p>Mesclun Leaf Lettuce</p>  <p>x6</p>	<p>Wildfire Arugula</p>  <p>x6</p>

GUIDE TO POSITIONING PLANTS IN YOUR PLOTS

1 plant – center the plant in the allotted space *2 plants* – arrange plants on the diagonal, in opposite corners of the block *3 plants* – arrange the plants in a triangle pattern *4 plants* – arrange plants in all four corners of the block *6 plants* – arrange plants in 2 rows of 3 or in the four corners plus 2 in the middle