














BEGINNER'S VEGETABLE GARDEN PLANT-A-GRAM

SMALL VEG TRUG

| | | | |
|---|--|---|--|
| <p>Blue Lake Bush Bean</p>  <p>x3</p> | <p>Balcony Tomato</p>  <p>x1</p> | <p>Spacemaster Cucumber</p>  <p>x1</p> | <p>Tumbling Tom Hybrid Yellow Tomato</p>  <p>x1</p> |
| <p>Danvers Carrots</p>  <p>x6</p> | <p>Detroit Dark Red Beets</p>  <p>x4</p> | <p>Detroit Dark Red Beets</p>  <p>x4</p> | <p>Danvers Carrots</p>  <p>x6</p> |
| <p>Tumbler Hybrid Tomato</p>  <p>x1</p> | <p>Bullnose Sweet Pepper</p>  <p>x1</p> | <p>Black Opal Eggplant</p>  <p>x1</p> <p>Rosa Bianca Eggplant</p>  <p>x1</p> | <p>Saffron Summer Squash</p>  <p>x1</p> |

GUIDE TO POSITIONING PLANTS IN YOUR PLOTS

1 plant – center the plant in the allotted space **2 plants** – arrange plants on the diagonal, in opposite corners of the block **3 plants** – arrange the plants in a triangle pattern **4 plants** – arrange plants in all four corners of the block **6 plants** – arrange plants in 2 rows of 3 or in the four corners plus 2 in the middle

GARDEN NOTES

- Tumbling Tom and Tumbler Tomatoes: Determinate tomatoes, these will not bear all summer. Suggest replacing plants with new ones early to mid-July for tomato harvest into late summer/early fall.
- Beans may also be re-planted when first crop finished. Save extra seed for this second season planting.