

















SALAD GARDEN PLANT-A-GRAM

RAISED BED GARDENING

Bibb Lettuce  x6	Red Romaine Lettuce  x6	Bull's Blood Beet  x6	Arugula  x6
Freckles Lettuce  x6	Italian Broccoli Rabe  x6	Graffiti Cauliflower  x3	Sugar Snap Pea  x3
Green Oak Leaf Lettuce  x6	Cheddar Cauliflower  x3	Italian Broccoli Rabe  x6	Sugar Snap Pea  x3
Arugula  x6	Red Romaine Lettuce  x6	Bull's Blood Beet  x6	Bibb Lettuce  x6

GUIDE TO POSITIONING PLANTS IN YOUR PLOTS

1 plant – center the plant in the allotted space **2 plants** – arrange plants on the diagonal, in opposite corners of the block **3 plants** – arrange the plants in a triangle pattern **4 plants** – arrange plants in all four corners of the block **6 plants** – arrange plants in 2 rows of 3 or in the four corners plus 2 in the middle