

WILLIAMS SONOMA

CALIFORNIA



THANKSGIVING WORKBOOK

- 2020 -

TABLE OF CONTENTS

- 3 MENU PLANNING WORKSHEET
- 4 SHOPPING LIST
- 5 KITCHEN EQUIPMENT CHECKLIST
- 6 THANKSGIVING DAY SCHEDULE
- 7 HOW TO SET THE TABLE
- 8 LET'S TALK TURKEY!
- 9 HOW MUCH TO MAKE PER PERSON
- 10 THE PERFECT PIE
- 11 PLACE CARD PRINTABLES
- 14 PRINTABLE ACTIVITY SHEETS



MENU PLANNING WORKSHEET



DRINKS



SIDE DISHES



APPETIZERS



BREADS



MAIN COURSE



DESSERTS



SALADS

SHOPPING LIST

This year, be sure to shop early to avoid last-minute crowds at the grocery store. Or, even better, order groceries online well in advance and have them delivered to your door a few days before Thanksgiving.



PRODUCE

- _____
- _____
- _____
- _____
- _____
- _____
- _____
- _____
- _____
- _____
- _____
- _____
- _____
- _____
- _____
- _____
- _____
- _____
- _____
- _____
- _____

EGGS & DAIRY

- _____
- _____
- _____
- _____
- _____
- _____
- _____
- _____
- _____
- _____
- _____
- _____
- _____
- _____
- _____
- _____
- _____
- _____
- _____
- _____
- _____

MEAT & SEAFOOD

- _____
- _____
- _____
- _____
- _____
- _____

PANTRY STAPLES

- _____
- _____
- _____
- _____
- _____
- _____
- _____
- _____
- _____
- _____
- _____
- _____
- _____
- _____
- _____
- _____
- _____
- _____
- _____
- _____
- _____

BAKED GOODS

- _____
- _____
- _____
- _____
- _____
- _____
- _____
- _____
- _____
- _____
- _____
- _____
- _____
- _____
- _____
- _____
- _____
- _____
- _____
- _____
- _____

DRINKS

- _____
- _____
- _____
- _____
- _____
- _____
- _____
- _____
- _____
- _____

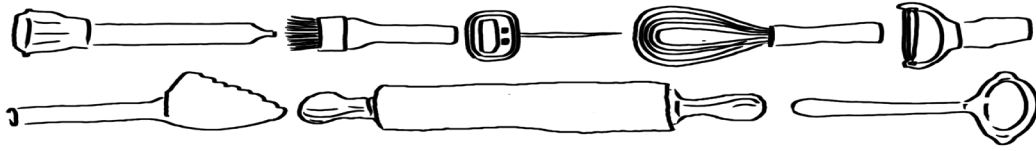
FROZEN FOODS

- _____
- _____
- _____
- _____
- _____
- _____
- _____
- _____
- _____
- _____

OTHER

- _____
- _____
- _____
- _____
- _____
- _____
- _____
- _____
- _____
- _____
- _____
- _____
- _____
- _____
- _____
- _____
- _____
- _____
- _____
- _____
- _____

KITCHEN EQUIPMENT CHECKLIST



TURKEY & GRAVY

- ROASTING PAN
- ROASTING RACK
- KITCHEN TWINE
- BRINING BAGS
- TURKEY LIFTERS
- FLAVOR INJECTOR
- BULB BASTER
- BASTING BRUSH
- INSTANT-READ THERMOMETER
- CARVING BOARD
- CARVING KNIFE SET
- FLAT WHISK
- FAT SEPARATOR
- SKIMMING LADLE
- FINE-MESH SIEVE
- GRAVY BOAT

SIDES & DESSERTS

- 9-BY-13-INCH BAKING DISH(ES)
- INSTANT POT®
- VEGETABLE PEELER
- COLANDER
- POTATO RICER OR MASHER
- SALAD SPINNER
- MANDOLINE
- BLENDER
- FOOD PROCESSOR
- ROLLING PIN
- PIE DISH
- PIE WEIGHTS
- DECORATIVE PIECRUST CUTTERS
- PASTRY BRUSH
- PIE SERVER
- WIRE RACKS

OTHER

- _____
- _____
- _____
- _____
- _____
- _____
- _____
- _____
- _____
- _____
- _____
- _____
- _____
- _____
- _____



THANKSGIVING DAY SCHEDULE



Create your Thanksgiving Day game plan based on your unique menu and dinner time. You've got this!

9:00AM

10:00AM

11:00AM

12:00PM

1:00PM

2:00PM

3:00PM

4:00PM

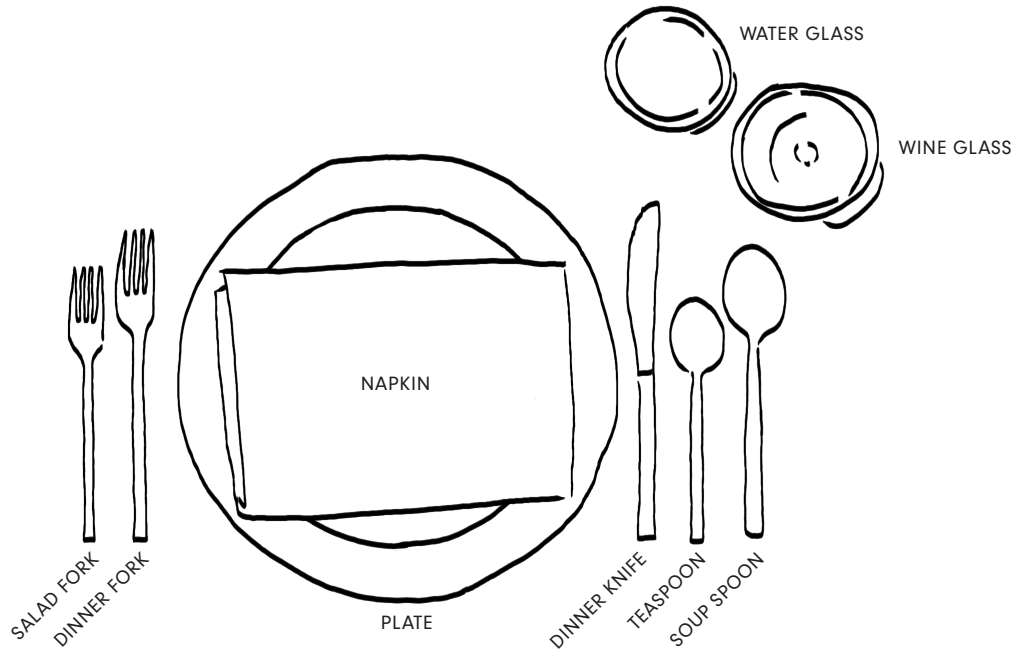
5:00PM

6:00PM

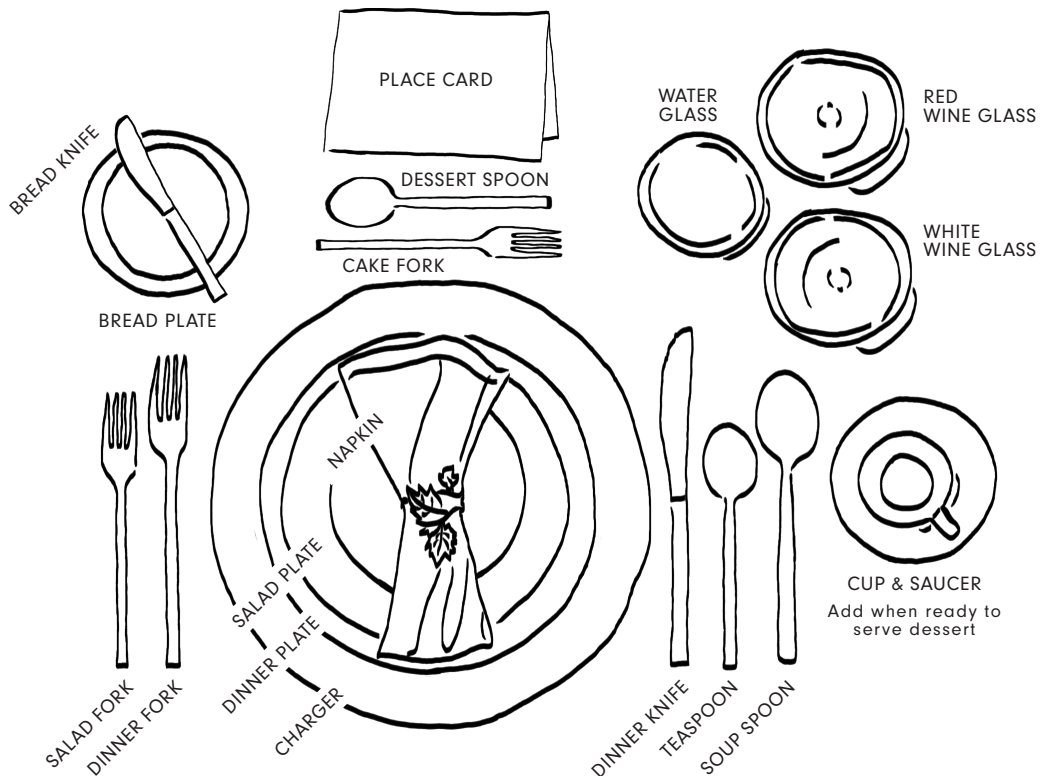
HOW TO SET THE TABLE

Even if you're celebrating with only a few family members, dressing up the table will make your Thanksgiving meal feel extra-special.

CASUAL



FORMAL



LET'S TALK TURKEY!



DEFROST THE BIRD

SIZE	IN THE FRIDGE	IN COLD WATER
8 to 12 lb.	2 to 3 days	4 to 6 hours
12 to 16 lb.	3 to 4 days	6 to 8 hours
16 to 20 lb.	4 to 5 days	8 to 10 hours
20 to 24 lb.	5 to 6 days	10 to 12 hours

CHOOSE THE RIGHT ROASTER

10 to 12 lb.	14" x 10" x 2 ³ / ₄ " high (small)
12 to 16 lb.	15 ³ / ₄ " x 12" x 3" high (medium)
16 to 20 lb.	16" x 13" x 3" high (large)
20+ lb.	18" x 13" x 3" high (extra-large)

ROAST IT RIGHT

Roast the bird breast side down for the first 45 minutes at 400°F, then flip it breast side up and reduce the oven temperature to 325°F to finish cooking. Tent the breast with foil if it's browning too quickly.



10 TO 12 LB.
2¹/₂ to 3 hrs



12 TO 14 LB.
2³/₄ to 3¹/₂ hrs



14 TO 16 LB.
3 to 3³/₄ hrs



16 TO 18 LB.
3¹/₂ to 4¹/₂ hrs



20+ LB.
3³/₄ to 4¹/₂ hrs

TEST FOR DONENESS

Insert an instant-read thermometer into the breast and the thigh. Begin testing for doneness about 30 minutes before the total roasting time is reached.

BREAST
165°F


THIGH
175°F

STUFFING
165°F

GIVE IT A REST!

Don't forget to let the bird rest for 20 to 30 minutes before carving and serving!


HOW MUCH TO MAKE PER PERSON



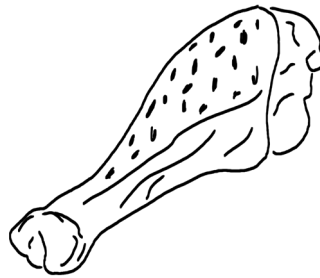
HORS D'OEUVRES
4 to 6 bites



GRAVY
 $\frac{1}{2}$ cup



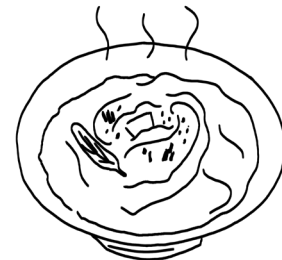
ROLLS
1 to 2




TURKEY
 $1\frac{1}{2}$ lb. bone-in turkey



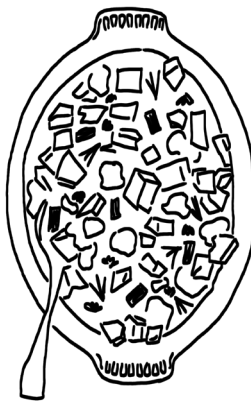
SALAD
 $1\frac{1}{2}$ cups




MASHED POTATOES
 $\frac{1}{2}$ lb. potatoes



CRANBERRY SAUCE
 $\frac{1}{3}$ cup



STUFFING
 $\frac{3}{4}$ cup



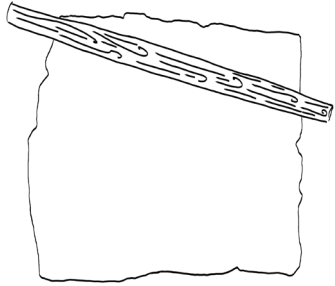
DESSERTS
2 small pieces of
pie or cake



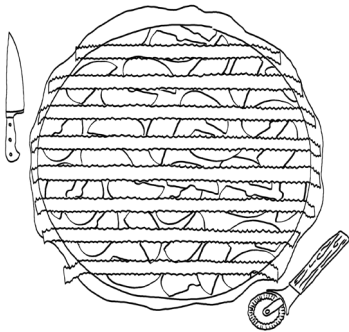
WINE
 $\frac{1}{2}$ to 1 bottle

THE PERFECT PIE

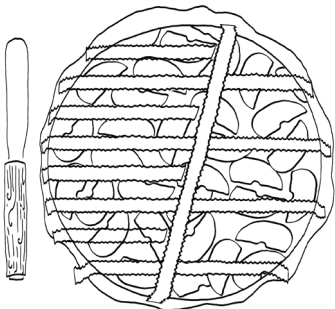
LATTICE PIECRUST



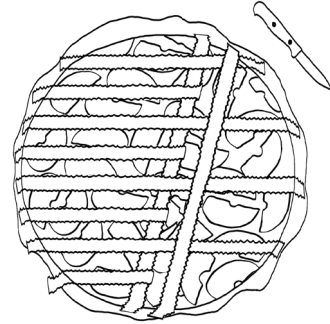
1. Roll out a round of pie dough into a square about 12 inches in length.



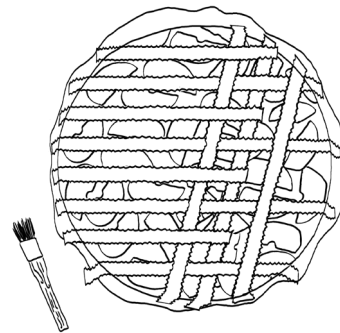
2. Using a pastry wheel or a knife, cut the square into 16 strips, each about $\frac{3}{4}$ inch wide. Lay 8 of the strips horizontally across the pie. Think of the top strip as number 1 and the bottom strip as number 8.



3. Fold strips 2, 4, 6 and 8 back onto themselves to your left. Lay a vertical strip down the center at a slight angle. Unfold the strips.




4. Fold strips 1, 3, 5 and 7 back onto themselves to your left. Lay a vertical strip to the right of the center strip. Unfold the strips.



5. Fold strips 1, 3, 5 and 7 back onto themselves to your right. Lay a vertical strip to the left of the center strip. Unfold the strips. Continue until your lattice is finished.

PIECRUST CUTTERS



For a **pumpkin pie**, use decorative piecrust cutters to create cutouts. After baking them on a baking sheet until golden, use them to decorate your finished pie.

PLACE CARD PRINTABLES

Print out the following pages on card stock and cut each page into quarters along the dotted lines.

I AM

Thankful

FOR

1. _____

2. _____

3. _____

Give each guest a card and ask them to share what they're thankful for. You can also punch holes in the cards and tie them to your guests' napkins with ribbon or twine.



Fold the cards in half and use them as decorative place cards.

I AM
Thankful
FOR

1. _____

2. _____

3. _____

I AM
Thankful
FOR

1. _____

2. _____

3. _____

I AM
Thankful
FOR

1. _____

2. _____

3. _____

I AM
Thankful
FOR

1. _____

2. _____

3. _____

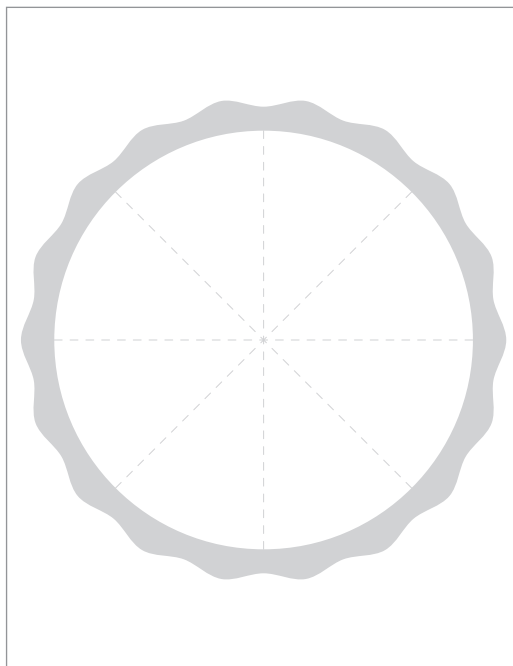



PRINTABLE ACTIVITY SHEETS

Print out the following pages for some family-friendly activities for Thanksgiving fun. Give everyone at the table a different **BINGO CARD** and a marker so they can cross off squares during or after dinner. The first person to mark five in a row gets out of dish-washing duty! The **WORD SEARCH PUZZLE** and **PUMPKIN PIE MAZE** will keep the kids entertained as you put the finishing touches on dinner. Let out your inner artist by passing around the **PIE CHART**, encouraging everyone to draw a picture of themselves or something that represents Thanksgiving. When everyone is done, see how all the wedges come together to create a whole pie. Finally, pass out crayons to the little ones so they can color in the final page while the grown-ups linger over dessert.

WILLIAMS SONOMA
THANKSGIVING BINGO

Spilled something (oops!)	Took a photo of the meal	Shared something you're thankful for	Brought a side dish	Sat down to dinner before 6pm
Didn't prepare any food	Youngest person at the table	More than 3 side dishes on your plate	Prefers canned cranberry sauce	Oh no, the gravy boat is empty
Served someone a glass of wine	Told a joke	FREE SPACE	Prefers dark meat	Made a toast
Traveled over 50 miles to get here	Prefers white meat	Carved the turkey	Oldest person at the table	Made the green bean casserole
Sat at the kids' table	Wore stretchy pants	Made a dessert	Helped set the table	Took a nap before dinner



BRUSSELS SPROUTS	FALL	LEAVES	CRANBERRIES
PUMPKIN	FRIENDS	APPLE	DINNER
FAMILY	TURKEY	THANKSGIVING	BUTTER
POTATOES	YAM	GRAVY	PIE

W	H	C	O	B	A	O	S	P	S	E	K	J	Y	W	T	D	T	B	
Z	C	B	R	P	S	B	M	Y	J	U	Q	W	U	F	A	M	I	L	Y
I	W	Z	A	T	P	X	T	K	P	V	M	Y	A	M	O	V	Q	X	R
Q	J	Z	N	D	Q	T	H	V	O	A	L	P	V	W	V	C	F	U	D
C	V	E	B	W	D	A	A	N	T	P	V	E	K	E	F	N	S	B	X
A	T	F	E	Z	G	P	N	U	A	P	F	C	A	I	R	Z	W	R	L
Y	Y	N	R	W	F	O	K	A	T	L	R	N	J	V	N	E	A	U	G
P	N	R	R	F	U	H	S	H	O	E	N	Q	M	Y	E	H	D	S	V
I	O	T	I	A	U	P	G	O	E	H	T	L	J	B	D	S	I	S	E
E	P	U	E	W	P	Y	I	Q	S	F	T	G	E	V	J	H	N	E	O
F	F	R	S	R	B	V	V	L	K	Y	A	T	L	W	S	I	N	L	H
R	Y	K	K	J	U	W	I	U	P	Z	Q	L	L	M	H	N	E	S	A
R	O	E	G	U	T	N	N	F	P	U	Y	J	L	J	U	N	R	S	D
B	K	Y	C	L	T	V	G	G	E	I	J	P	N	W	G	G	Y	P	P
F	J	Q	T	R	E	F	P	C	N	C	V	Z	F	W	K	J	L	R	A
F	M	H	Q	A	R	N	R	O	G	F	Y	N	Z	F	H	G	P	O	K
C	J	Q	C	N	T	C	B	X	R	X	F	R	I	E	N	D	S	U	K
W	U	N	F	T	M	Y	L	S	A	Q	Q	U	A	W	L	A	E	T	Y
R	R	V	Z	T	P	O	H	D	V	P	P	R	O	U	O	Z	R	S	N
O	I	G	P	G	R	F	J	D	Y	J	N	I	I	G	T	S	G	J	W

WILLIAMS SONOMA

THANKSGIVING BINGO

Spilled something (oops!)	Took a photo of the meal	Shared something you're thankful for	Brought a side dish	Sat down to dinner before 6pm
Didn't prepare any food	Youngest person at the table	More than 3 side dishes on your plate	Prefers canned cranberry sauce	Oh no, the gravy boat is empty
Served someone a glass of wine	Told a joke	FREE SPACE	Prefers dark meat	Made a toast
Traveled over 50 miles to get here	Prefers white meat	Carved the turkey	Oldest person at the table	Made the green bean casserole
Sat at the kids' table	Wore stretchy pants	Made a dessert	Helped set the table	Took a nap before dinner

WILLIAMS SONOMA

THANKSGIVING BINGO

Made the green bean casserole	More than 3 side dishes on your plate	Sat at the kids' table	Wore stretchy pants	Prefers white meat
Prefers dark meat	Oldest person at the table	Took a photo of the meal	Traveled over 50 miles to get here	Brought a side dish
Made a toast	Prefers canned cranberry sauce	FREE SPACE	Spilled something (oops!)	Shared something you're thankful for
Helped set the table	Didn't prepare any food	Sat down to dinner before 6pm	Carved the turkey	Told a joke
Took a nap before dinner	Oh no, the gravy boat is empty	Served someone a glass of wine	Made a dessert	Youngest person at the table

WILLIAMS SONOMA

THANKSGIVING BINGO

Oh no, the gravy boat is empty	Brought a side dish	Prefers dark meat	Shared something you're thankful for	Didn't prepare any food
Took a photo of the meal	Sat down to dinner before 6pm	Carved the turkey	Oldest person at the table	Served someone a glass of wine
Youngest person at the table	Helped set the table	FREE SPACE	Traveled over 50 miles to get here	Made a toast
Spilled something (oops!)	Prefers canned cranberry sauce	Wore stretchy pants	Sat at the kids' table	Made a dessert
Told a joke	Prefers white meat	Made the green bean casserole	Took a nap before dinner	More than 3 side dishes on your plate

WILLIAMS SONOMA

THANKSGIVING BINGO

Helped set the table	Carved the turkey	Brought a side dish	Took a nap before dinner	Shared something you're thankful for
Sat down to dinner before 6pm	More than 3 side dishes on your plate	Wore stretchy pants	Prefers dark meat	Oldest person at the table
Prefers white meat	Made a dessert	FREE SPACE	Sat at the kids' table	Made the green bean casserole
Youngest person at the table	Served someone a glass of wine	Told a joke	Made a toast	Oh no, the gravy boat is empty
Took a photo of the meal	Didn't prepare any food	Prefers canned cranberry sauce	Spilled something (oops!)	Traveled over 50 miles to get here

WILLIAMS SONOMA

THANKSGIVING BINGO

Prefers dark meat	Traveled over 50 miles to get here	Sat down to dinner before 6pm	Didn't prepare any food	Served someone a glass of wine
Helped set the table	Took a photo of the meal	Carved the turkey	Youngest person at the table	Shared something you're thankful for
More than 3 side dishes on your plate	Made a toast	FREE SPACE	Wore stretchy pants	Oldest person at the table
Took a nap before dinner	Prefers white meat	Made the green bean casserole	Prefers canned cranberry sauce	Spilled something (oops!)
Made a dessert	Brought a side dish	Told a joke	Sat at the kids' table	Oh no, the gravy boat is empty

WILLIAMS SONOMA

THANKSGIVING BINGO

Made a dessert	Shared something you're thankful for	Took a photo of the meal	Prefers canned cranberry sauce	Spilled something (oops!)
Traveled over 50 miles to get here	Prefers white meat	Oldest person at the table	Took a nap before dinner	Brought a side dish
Helped set the table	Made the green bean casserole	FREE SPACE	Carved the turkey	Served someone a glass of wine
Oh no, the gravy boat is empty	Wore stretchy pants	Sat down to dinner before 6pm	Told a joke	Prefers dark meat
Youngest person at the table	More than 3 side dishes on your plate	Sat at the kids' table	Didn't prepare any food	Made a toast

WILLIAMS SONOMA

THANKSGIVING BINGO

Carved the turkey	Helped set the table	Spilled something (oops!)	Brought a side dish	Made the green bean casserole
Served someone a glass of wine	Sat down to dinner before 6pm	Made a toast	Told a joke	Sat at the kids' table
Made a dessert	Youngest person at the table	FREE SPACE	Prefers white meat	Didn't prepare any food
Wore stretchy pants	Prefers dark meat	More than 3 side dishes on your plate	Shared something you're thankful for	Took a photo of the meal
Prefers canned cranberry sauce	Took a nap before dinner	Oh no, the gravy boat is empty	Traveled over 50 miles to get here	Oldest person at the table

WILLIAMS SONOMA

THANKSGIVING BINGO

Sat at the kids' table	Helped set the table	Served someone a glass of wine	Wore stretchy pants	Youngest person at the table
Didn't prepare any food	Prefers dark meat	Prefers canned cranberry sauce	More than 3 side dishes on your plate	Made a dessert
Spilled something (oops!)	Made the green bean casserole	FREE SPACE	Carved the turkey	Traveled over 50 miles to get here
Took a photo of the meal	Made a toast	Oldest person at the table	Brought a side dish	Sat down to dinner before 6pm
Told a joke	Shared something you're thankful for	Prefers white meat	Oh no, the gravy boat is empty	Took a nap before dinner

THANKSGIVING WORD SEARCH

Find the words below hidden vertically, horizontally and diagonally.



BRUSSELS SPROUTS

PUMPKIN

FAMILY

POTATOES

FALL

FRIENDS

TURKEY

YAM

LEAVES

APPLE

THANKSGIVING

GRAVY

CRANBERRIES

DINNER


BUTTER

PIE

W W H C O B A O S P S E K J Y W T D T B
 Z C B R P S B M Y J U Q W U F A M I L Y
 I W Z A T P X T K P V M Y A M O V Q X R
 Q J Z N D Q T H V O A L P V W V C F U D
 C V E B W D A A N T P V E K E F N S B X
 A T F E Z G P N U A P F C A I R Z W R L
 Y Y N R W F O K A T L R N J V N E A U G
 P N R R F U H S H O E N Q M Y E H D S V
 I O T I A U P G O E H T L J B D S I S E
 E P U E W P Y I Q S F T G E V J H N E O
 F F R S R B V V L K Y A T L W S I N L H
 R Y K K J U W I U P Z Q L L M H N E S A
 R O E G U T N N F P U Y J L J U N R S D
 B K Y C L T V G G E I J P N W G G Y P P
 F J Q T R E F P C N C V Z F W K J L R A
 F M H Q A R N R Q G F Y N Z F H G P O K
 C J Q C N T C B X R X F R I E N D S U K
 W U N F T M Y L S A Q Q U A W L A E T Y
 R R V Z T P O H D V P P R O U O Z R S N
 O I G P G R F J D Y J N I I G T S G J W

PUMPKIN PIE MAZE

Help make the pumpkin into a pie!



THE PIE CHART

Everyone draw a slice that represents yourself and see how we all come together to create a whole pie.

