

# WINEENTHUSIAST®

## Dual Zone Wine Cellars

Models: S 15" and S 24"



### Features & Benefits

- Ideal for storing and serving your favorite red, white and sparkling wines
- Flexible shelving in each unit accommodates various size bottles and beverage containers
- Equipped with high performance compressor cooling for years of dependable service and performance
- Upper zone for white and sparkling wine: 41°F – 54°F
- Lower zone for all wine and red service: 46°F – 66°F

#### GENERAL

SHELVING	PVC Coated Steel Wire with Natural Wood Trim
INTERIOR LIGHTING	White LED
CONTROLS	Electrostatic Touchscreen
TEMPERATURE DISPLAY	White LED
TEMPERATURE ZONES	2
GLASS DOOR	Dual Pane
REVERSIBLE DOOR	Yes
SECURITY LOCK	Yes
WARRANTY	1-Year Parts & Labor, 3-Years Sealed System (Parts Only)
CHARCOAL FILTER	Yes
LEVELING LEGS	4

# WINEENTHUSIAST®

S 15" and S 24" Dual Zone Wine Cellars

## S 15" Dual Zone Wine Cellar

15" CELLAR DIMENSIONS	
CELLAR DIMENSIONS	34"H x 15"W x 23"D*
MINIMUM DIMENSIONS OF BUILT-IN AREA	34½"H x 16"W x 25"D

\*Handle adds 2" to depth.

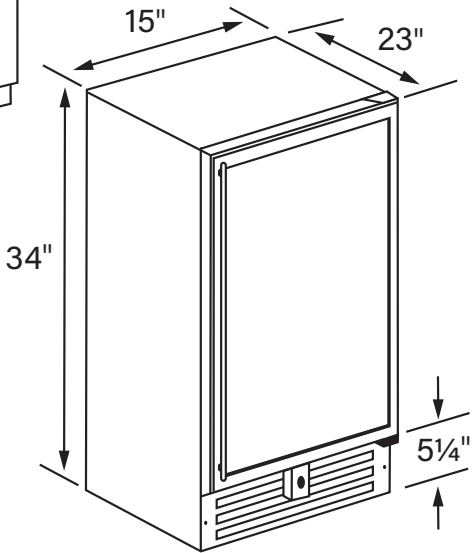
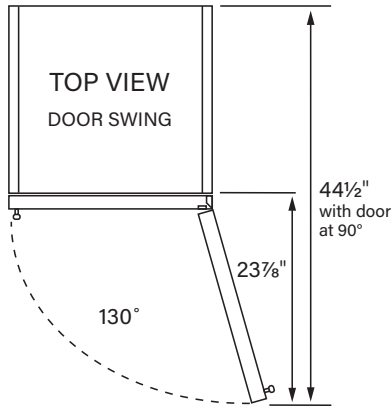
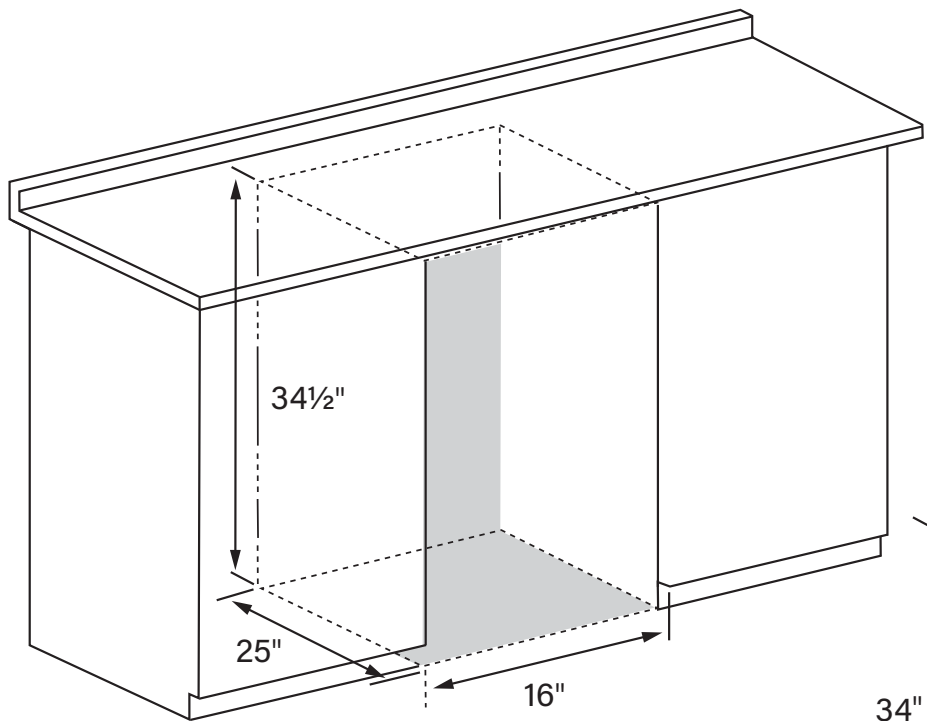
ZONES	DOOR	HINGE	SHELF	MODEL
2	Stainless Steel	Right Hinge	Natural Wood Trim Shelves	236 08 29 03

Seamless Stainless Steel



### INSTALLATION AS A 15" BUILT-IN COOLER

These cut out dimensions show the minimum space required for your wine cellar to perform as designed.



# WINEENTHUSIAST®

S 15" and S 24" Dual Zone Wine Cellars

## S 24" Dual Zone Wine Cellar

24" CELLAR DIMENSIONS	
CELLAR DIMENSIONS	34"H x 23½"W x 23"D*
MINIMUM DIMENSIONS OF BUILT-IN AREA	34½"H x 24½"W x 25"D

\*Handle adds 2" to depth.

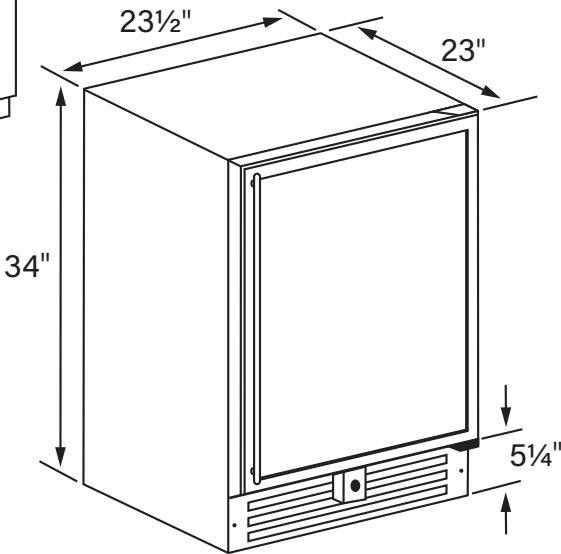
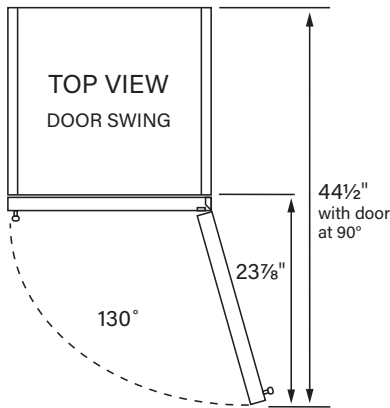
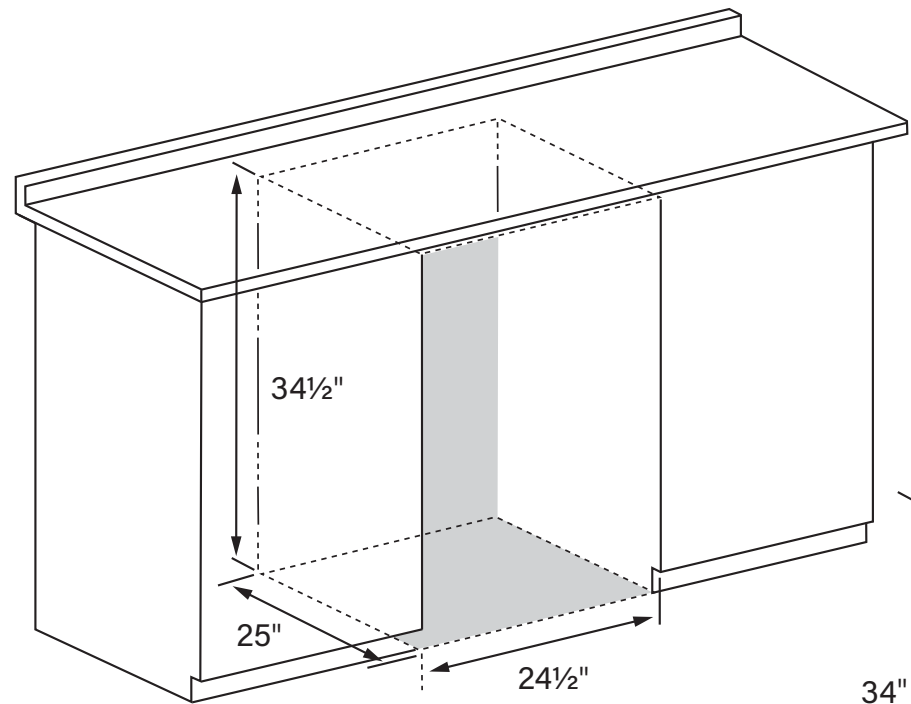
ZONES	DOOR	HINGE	SHELF	MODEL
2	Stainless Steel	Right Hinge	Natural Wood Trim Shelves	236 08 46 03

Seamless Stainless Steel



### INSTALLATION AS A 24" BUILT-IN COOLER

These cut out dimensions show the minimum space required for your wine cellar to perform as designed.



# WINEENTHUSIAST®

## S 15" and S 24" Dual Zone Wine Cellars

### Technical Data

DUAL ZONE WINE CELLARS	S 15"	S 24"
BOTTLE CAPACITY	Maximum 26 Bottles*	Maximum 46 Bottles*
VENTING	Front	
DOOR STYLE	Stainless Steel	
HANDLE	Stainless Steel	
STORAGE RACK - QUANTITY	6	
STORAGE RACK - TYPE	6 Wire Racks (5 Full and 1 Half)	
STORAGE RACK - FRONT TRIM	Natural Wood	
SHELF EXTENSION	80%	
INSTALLATION TYPE	Freestanding or Built-In	
ELECTRICAL REQUIREMENTS	115 ~ 60Hz	
PROTECTION CLASS	I	
CLIMATE CLASS	T	
AMBIENT TEMPERATURE	60°F – 80°F	
TEMPERATURE CONTROL RANGE	Upper Zone: 41°F – 54°F*** • Lower Zone: 46°F – 66°F	
TOTAL VOLUME	3.1 Cu. Ft.	4.7 Cu. Ft.
RATED POWER INPUT	100 Watts	160 Watts
RATED CURRENT	1.4 Amps	1.6 Amps
START-UP AMPS	6.3 Amps	7.3 Amps
RUNNING AMPS	1.4 Amps	1.6 Amps
REFRIGERANT	R600a – .67 oz.	R600a – .95 oz.
ENERGY CONSUMPTION	122 kWh/year	132 kWh/year
PLUG TYPE	Right Angle NEMA 5-15P Plug with SJT 3X18AWG Cord	
BREAKER SIZE	15 Amp Line**	
DECIBEL RATING	39 dB(A)	
APPROXIMATE NET WEIGHT	101 lbs	117 lbs
DIMENSIONS	34"H x 15"W x 23"D	34"H x 23½"W x 23"D

\* Maximum bottle capacity may vary depending on bottle size and shelf configuration.

\*\* Multiple Unit Note: If there is more than one cellar on a line, a 20 Amp circuit is required.

\*\*\* Note: In order for a dual zone unit to function at optimum level, the upper compartment requires to be set at least 4-Degrees (F) lower than the lower compartment.