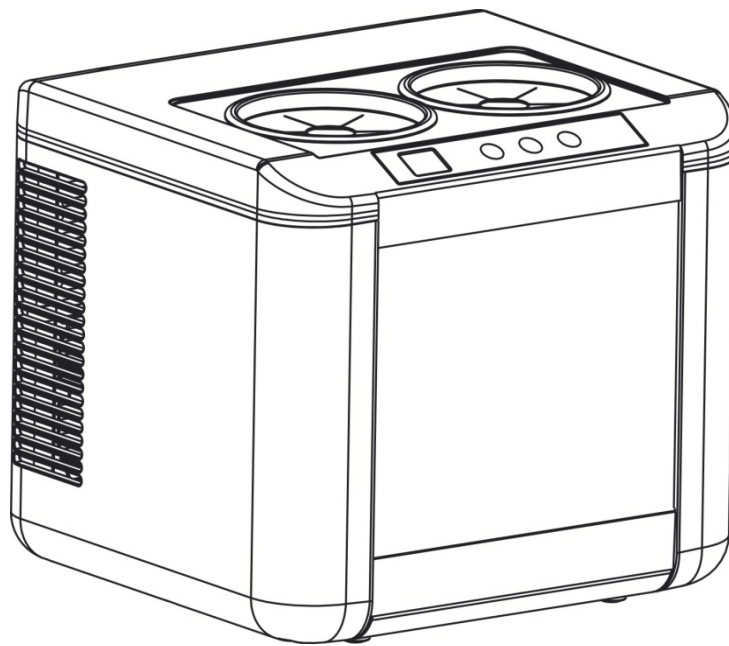




By

Vinotemp & cavanova

Owner's Manual



**2-BOTTLE THERMOELECTRIC OPEN
WINE COOLER**

IL-OW002 (2 BOTTLE)

TABLE OF CONTENTS

IMPORTANT SAFETY INSTRUCTIONS	4
ELECTRICAL CONNECTION	5
PARTS AND SPECIFICATIONS	6
INSTALLATION INSTRUCTIONS	6
OPERATING YOUR WINE COOLER	7
SETTING THE TEMPERATURE	7
CARE AND MAINTENANCE.....	8
PROBLEMS WITH YOUR WINE COOLER.....	8
TROUBLESHOOTING GUIDE	8
TERMS AND CONDITIONS.....	9
SERVICE & IMPORTANT NOTICE.....	12

Please read and follow all safety rules and operating instructions before using.

IMPORTANT SAFETY INSTRUCTIONS

To reduce the risk of fire, electrical shock or injury when using your appliance, follow these basic precautions:

- Do not use if the supply cord is damaged. If damaged, it must be replaced by the manufacturer or a similarly qualified person in order to avoid hazard.
- This wine cooler is not intended for use by young children without supervision. Young children must be supervised to ensure they do not play with the appliance.
- Ensure the cooler is unplugged before cleaning or when not in use.
- To clean the cooler use only mild detergents or glass cleaning products. Never use harsh detergents or solvents.
- Ensure that the wine cooler stays in the upright position during transportation.
- Place the wine cooler on a strong, level surface.
- This wine cooler is designed for indoor, household use only. Any other use will void the warranty.
- Avoid placing the wine cooler in moist areas, near any heat source including direct sunlight, or near any hazardous or flammable material.
- This unit must be freestanding and cannot be used as a built-in cooler. To allow the cooler to properly exhaust, please allow 6 inches of clearance on all 4 sides.
- This cooler is designed to store wine bottles and should not be used to store food or other items.
- An empty cooler can be a dangerous attraction to children. If disposing of the cooler, remove gaskets, latches, lids or the entire door from your unused appliance, or take other action to ensure the cooler is harmless. Leave shelves in so that children may not easily climb inside.
- Do not place any other objects on top of the wine cooler.
- Never lift or carry the wine cooler by the cord.
- Use of an extension cord for the wine cooler is not recommended. Directly connect the wine cooler to an electrical outlet.
- This wine cooler is an electrical appliance. To avoid injury or death from electrical shock, do not operate the wine cooler with wet hands, while standing on a wet surface or while standing in water.
- To ensure proper internal air circulation, do not overfill the wine cooler.
- Never clean appliance parts with flammable fluids. The fumes can create a fire hazard or explosion.
- Do not plug into the power socket before set up is complete.

-Save these instructions-

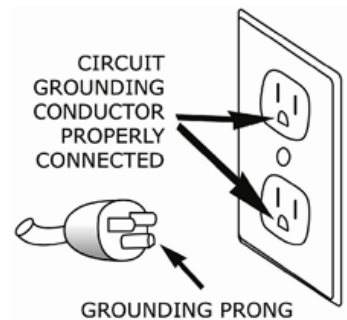
ELECTRICAL CONNECTION



Improper use of the grounded plug can result in the risk of electrical shock. If the power cord is damaged, frayed or shows cracks or abrasions across its length, have it replaced at an authorized service center.

For your protection, this unit is equipped with a 3-conductor cord set that has a molded 3-prong grounding-type plug, and should be used in combination with a properly connected grounding-type outlet.

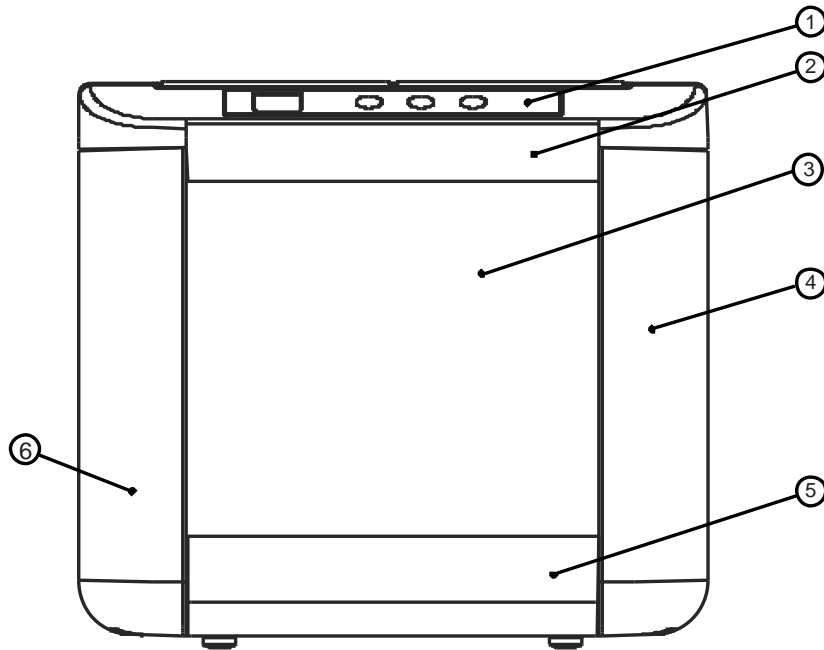
- Do not under any circumstances cut or remove the third ground prong from the power cord supplied. For personal safety, this appliance must be properly grounded.
- The cord should be secured behind the unit and not left exposed or dangling to prevent accidental injury.
- When a standard 2-pin wall outlet is encountered, it is your responsibility to have it replaced with a properly grounded 3-pin wall outlet.
- Never unplug the unit by pulling the power cord. To disconnect the appliance, always grip the plug firmly and pull straight out from the wall outlet. When moving the unit, be careful not to damage the power cord.
- The unit should always be plugged into its own individual electrical outlet with a voltage rating that matches the rating label on the unit.
- Do not pinch or kink the power supply cord.
- Repair or replace all power cords that have become frayed or damaged. Do not use a cord that shows cracks or abrasion damage along its length or at either end. When moving the appliance, be careful not to damage the power cord.



Extension Cord

CAUTION: It is strongly recommended that you do not use an adapter or an extension cord with this unit.

PARTS AND SPECIFICATIONS



- | | |
|------------------------------|----------------|
| 1. Temperature control panel | 4. Right shell |
| 2. Top cover | 5. Bottom base |
| 3. Glass | 6. Left shell |

Model No.	IL-OW002
Volume	4L
Rated Power	110V-120V
Rated Frequency	60Hz
Climate Type	SN ; N
Input Power	50W
Power Consumption kWh/24h	0.4
Temperature Control Range	41 - 66 °F / 5 – 18 °C
Net Weight	10.6 lbs
Gross Weight	12.3 lbs
Shape Size : (WXHxD)	11 2/5 x 10 3/10 x 10 3/10 in. / 289 1/2 x 260 1/2 x 261 1/2mm

*Please note this wine cooler was designed to hold standard 750 ml Bordeaux wine bottles. Storing large or oddly shaped bottles such as Champagne or magnums will decrease storage capacity.

INSTALLATION INSTRUCTIONS

Before Using Your Wine Cooler

- Remove all packing material before using your cooler. Check to be sure all parts are included and that the cooler is in good condition.
- Clean the interior surface with lukewarm water using a soft cloth before first use.

Installation of Your Wine Cooler

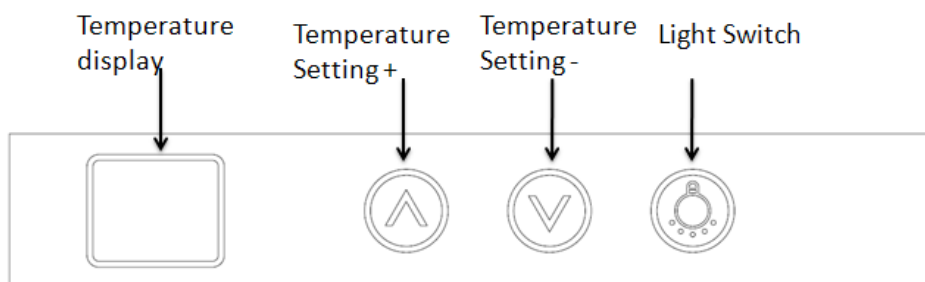
- Position the cooler in a dry and airy place.
- Locate the wine cooler away from direct sunlight and sources of heat such as a stove, heater, radiator, etc. Direct sunlight may affect the acrylic coating. Sources of heat may increase electric consumption. Extreme ambient temperatures may cause the unit to malfunction.
- Avoid locating the unit in moist areas.
- Place your cooler on a solid, level surface (other than carpet). This will ensure vibration and noise-free operation.
- For freestanding installation only. Please allow 6 inches of clearance on all sides to allow the cooler to properly exhaust.

OPERATING YOUR WINE COOLER

1. Insert the power plug into the power socket. Make sure the power socket is 110V-120V AC/60Hz.
2. Allow the empty wine cooler to operate for approx. one hour. This will allow the wine cooler to reach the desired temperature.
3. Fill the wine cooler with your choice of wine bottles. Allow 1-2 hours of operation before the bottles reach the desired temperature.

SETTING THE TEMPERATURE

The temperature inside the wine cooler is dependent on the ambient (room) temperature outside the wine cooler. The minimum temperature of the cooler may range between 41 - 66°F/5-18°C. For red wines, please keep the temperature range between 57 – 61°F/14 - 16°C. The cooler will stop cooling at 57°F/14°C and restart at 61°F/16°C. For white wines, please keep the temperature range between 48 – 50.9°F/9-10.5°C. The cooler will stop cooling at 48°F/9°C and will restart at approx. 51°F/10.5°C. This is based on an ambient temperature of 77°F/25°C. You may adjust the temperature using the control panel located on the top side of the cooler.



1. Once the unit is plugged in, the temperature will display in Celsius.
2. To change the temperature from Celsius to Fahrenheit, press the Light Switch button for 5 seconds until you hear a beep. The temperature will now display in Fahrenheit. To change the temperature back to Celsius, repeat this step. **Please note:** the temperature will revert back to Celsius each time the unit is powered off and then powered on again.
3. To raise the temperature by 1 degree, press the Temperature Setting + button.
4. To lower the temperature by 1 degree, press the Temperature Setting – button.

CARE AND MAINTENANCE

Cleaning Your Wine Cooler

IMPORTANT: Always unplug the unit before cleaning or performing maintenance. Never use harsh cleansers or scouring pads to clean any part of the unit.

- Before cleaning your wine cooler, turn the power off, unplug the appliance, and remove its contents.
- Wash the inside of the wine cooler using warm water and a baking soda solution (2 tablespoons of baking soda to 1 quart of water).
- Wring any excess water out of the sponge or cloth when cleaning the control panel or any electrical parts.
- Wash the outside of the wine cooler using warm water and a mild liquid detergent. Rinse well and wipe dry with a soft and clean cloth.

PROBLEMS WITH YOUR WINE COOLER

You can solve many common Wine Cooler problems easily, saving you the cost of a possible service call. Try the suggestions below to see if you can solve the problem before calling the servicer.

Contact our Customer Service at 1-800-777-8466 or info@vinotemp.com.

TROUBLESHOOTING GUIDE

Symptoms	Possible cause	Solutions
The wine cooler does not work.	<ul style="list-style-type: none">• There is a power failure.• A house fuse has blown.	<ul style="list-style-type: none">• Ensure the cooler is plugged in and the power socket is turned on.• Replace the broken fuse in your meter box.
Wine cooler is not reaching the desired temperature	<ul style="list-style-type: none">• The cooler is placed too close to a heat source• No sufficient ventilation• The door is opened too frequently or for a long period of time	<ul style="list-style-type: none">• Keep the cooler away from sunshine or other heat sources• Place the wine cooler in good ventilation and keep any items away from the fans.• Close the door tightly and do not open the door too frequently or for a long period of time.
Frost forming in the wine cooler	<ul style="list-style-type: none">• Too much humidity. The ambient temperature is too low	<ul style="list-style-type: none">• Unplug to defrost, plug again after the frost thaws.

TERMS AND CONDITIONS

Vinotemp International ("Seller") and the person or entity that acquires these goods from Seller ("Purchaser") hereby fully agree to the following terms and conditions of the sale: Shipping fees are the responsibility of the Purchaser whether freight prepaid or freight collect. Seller assumes no responsibility for the goods sold to the Purchaser once the goods have left the Seller's premises, including, but not limited to, late delivery by the moving carrier, or for events caused by any difficulty carrier incurs in attempting to fit the goods into the Purchaser's place of business or residence due to the size of the goods or otherwise. Purchaser assumes all responsibility for delivery, payment of freight, access, measurement, installation, hook-up, wiring, moving and storage of the goods. The transportation of all goods is subject to the terms and conditions which the moving carrier imposes on Purchaser including, but not limited to, additional charges imposed per flight of stairs, and/or additional charges resulting from the carrier's inability to safely and/or adequately use the building elevator to lift the goods to an upper floor. Any claim for damages incurred during shipment by the carrier of the goods are insured and handled directly with the carrier and must be noted at time of delivery. Any damages due to manufacture defects will be handled directly with Vinotemp International, subject to the limited warranty.

All sales are final, and unless authorized in writing by the Seller, Purchaser may not return the goods, under any circumstance. If Purchaser refuses to accept the goods, under any circumstance, the Purchaser is liable for the return and cost of freight both ways, and if Seller does take back the goods, there will be a restocking/service fee that is 35% of the purchase price of the goods. (Product must be in original packaging). If Purchaser returns goods claiming that the goods are defective and goods are found to be in working condition by the Seller, Purchaser is liable for the return and cost of freight both ways plus an additional service fee. Built-to-Order products (including Cabinets, Racking, and Accessories) are non-returnable. Purchaser must notify Seller of non-conforming goods within four days of delivery, after which time all goods are deemed accepted. If an order has been placed and production has started, cancellation of your order will be a 15% charge. If Purchaser tenders payment with a check that has insufficient funds (NSF), or stops payment on a check or credit card for any reason, Purchaser agrees to pay for all costs associated with the Seller's collection or litigation of such a claim, including without limitation extra damages, court costs and attorneys' fees. Finance charges begin the date of invoice. Collection fees plus NSF fee of \$50 will be added to your invoice, which you agree to promptly pay. Title to the goods does not pass until payment is received in full by Seller and Seller retains a security interest in the goods until they are paid for in full. Statute of limitations must be handled in arbitration in the County of Los Angeles. Purchaser assumes and must immediately pay any arbitration fees, including fees incurred due to credit card company arbitration. If the item is damaged by the freight company, Purchaser may cancel the order only by paying for freight costs both ways and restocking fee. Any disputes not resolved within 30 days from the invoice date will be reported to credit reporting agencies.

LIMITED WARRANTY: Seller warrants that the goods will be free of defects in materials and workmanship as follows: Furniture style (wood) wine cabinets made in the U.S.: all cooling unit parts for a period of 5 (five) years; cabinetry and labor (uninstalled) for a period of 12 (twelve) months from date of sale. For the metal cabinet wine units: parts and labor for cooling system and cabinetry for a period of 12 (twelve) months from date of sale. For Designer Series units: parts and labor for a period of 12 (twelve) months from date of sale, compressor part 5 years. Thermoelectric Units: 90 (ninety) days from the date of sale (including Wine Coolers, Beer Dispensers, Humidor, Portofino Wood Cellars, and Refrigerators). Wine-Mate Split Systems and installed products are parts only for 1 year, no labor. Other Wine-Mate Cooling Systems are 5 years parts, 1 year labor. Wine Accessories and Racking Systems are not warranted. There is no warranty on parts purchased separately. Removal and re-installation of unit is not included in warranted labor. Purchaser's exclusive remedy is limited, at Seller's option; to repair or replace defective part[s] with either new or factory reconditioned part[s]. Purchaser is responsible for shipping the unit pre-paid to designated facility and Seller will pay return shipping charges in the continental United States for items repaired

under warranty within 12 (twelve) months from date of sale. Since the natural variation in texture, density, grain, color, tone and shade of wood is unavoidable; Seller does not guarantee the texture, color, tone or shade of the wood: nor does seller guarantee the colorfastness of wood or against peeling, chipping, cracking or scratching. Note: Unfinished wood is subject to warping; all wood surfaces must be sealed before placing cellar into service. Improper placement of the unit will void the warranty. By Vinotemp in writing, any third party repair facility must be pre-approved before providing parts free of charge. This limited warranty does not cover damage due to such things as accident, misuse, abuse, mishandling, neglect, acts of God, fires, earthquakes, floods, high winds, government, war, riot or labor trouble, strikes, lockouts, delay of carrier, unauthorized repair, or any other cause beyond the control of the Seller, whether similar or dissimilar to the foregoing. Seller is not responsible for any damages caused to Purchaser's property resulting from the good. This limited warranty applies only inside the Continental US (Alaska, Puerto Rico and Hawaii are not warranted.).

For IL Romanzo units: CO2 Chiller, parts and labor for 12 (twelve) months from the date of sale. Wine Coolers, parts and labor 90 (ninety) days from the date of sale. Wine Cooler replacement part 12 (twelve) months from the date of sale.

For Non-New Units (Scratch & Dent/Refurbished/Floor Models), warranty for compressor units is 90 days from your dated invoice and 30 days for thermoelectric units (parts for function only, not cosmetic defects). These units are refurbished and sold as is; Purchaser assumes risks to the quality and performance of goods and assumes the costs of all necessary service or repair not covered herein.

For Element Grills (via Element Products LLC), grills have a 1 year comprehensive parts warranty on entire product. Three years limited parts warranty covering the stainless burner and a thirty day limited parts warranty on grill accessories. If grill is defective and unused plus all packaging and parts are intact, we will either replace the grill or provide service to repair the grill. Returned product must accompany all original packaging and parts and is subject to our 35% restocking fee (and freight both ways).

With Wine-Mate products, if the customer calls and the product is "defective", you must obtain a letter from your qualified refrigeration technician at the customers cost, to verify that the unit was installed properly, with proper ventilation and the unit is truly malfunctioning due to manufacture defect.

Purchaser understands and acknowledges that the goods sold here are wine cellars, cigar humidors, and/or other similar units which house wine or cigars. Purchaser assumes all risk of using these units, including risk of spoilage, humidity variations, temperature variations, leaks, fire, water damage, mold, mildew, dryness and similar and any other perils that might occur.

Seller is not responsible for incidental or consequential damages, and there are no warranties, expressed or implied, which extend beyond the Limited Warranty described above. Warranty and liability are non-transferable. The implied warranties of merchantability and of fitness for a particular purpose are hereby expressly disclaimed. Some states do not allow the exclusion of incidental or consequential damages, or a waiver of the implied warranties of fitness and/or merchantability, so the above limitations may not apply to you. This warranty gives you specific legal rights and you may also have other rights which vary from state to state. Seller disclaims any indemnification for claims of infringement of any intellectual property of protectable nature. In the event of any dispute between Seller and Purchaser arising out of or relating to these terms and conditions or to the goods sold generally, Purchaser must first file a written claim with Seller within ten days of the occurrence giving rise to the claim and wait an additional thirty days for a response before initiating any legal action. The sale and all terms are subject to California law. Any legal proceeding arising out of or relating to these terms and conditions or to the goods sold generally shall be brought solely and exclusively in the County of Los Angeles. In no event may Purchaser initiate any legal proceeding more than six months after the occurrence of the event giving rise to the dispute.

HONEST FEEDBACK: In an effort to ensure fair and honest public feedback, and to prevent the publishing of libelous content in any form, your acceptance of this sales contract prohibits you from taking any action that negatively impacts Vinotemp, its reputation, products, services, management or employees, unless you: (A) have first communicated with Vinotemp, and (B) taken any unresolved issue heard by an independent mediator with ADR Services in Los Angeles, CA. Should you not follow this process, Vinotemp in its sole discretion, you will be provided a seventy-two (72) hour opportunity to retract the content in question, until after mediation. If the content remains, in whole or in part, you will immediately be billed US\$3,500.00 for your share of the mediation costs, and legal fees associated with establishing the mediation. Should these charges remain unpaid for 30 calendar days from the billing date, your unpaid invoice will be forwarded to our third party collection firm and will be reported to consumer credit reporting agencies until paid.

The above terms and conditions are the only ones governing this transaction and Seller makes no oral representations of any kind. These Terms and Conditions can only be modified in writing, signed by both Purchaser and Seller. 12/13

SERVICE & IMPORTANT NOTICE

Upon receipt and inspection of unit, the supply cord must be replaced if it is damaged. Contact our customer service at 1-800-777-8466 or info@vinotemp.com.

The manufacturer has a policy of continuous improvement on its products and reserves the right to change materials and specifications without notice.

WARNING:

**Please do not place the unit within reach of children.
For adult use only.**

Contact info@vinotemp.com with any questions or visit

www.vinotemp.com



732 S. Racetrack Road
Henderson, NV 89015
www.vinotemp.com

Vinotemp is a registered trademark of Vinotemp International. All products, features, and services are subject to change without notice. We cannot guarantee the accuracy of the contents of this document. We disclaim liability for errors, omissions, or future changes.

© 2014 Vinotemp International. All rights reserved.