



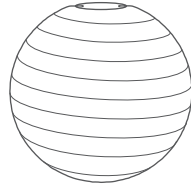
Soji™ Stella Nova - Pendant Lamp Instructions

Congratulations on the purchase of your Soji™ Stella Nova Pendant lamp!
Setting up your Soji™ lamp is simple, follow the steps below:

Parts Included in Package:



15 ft. Outdoor / Indoor Power Cord with
Light Bulb Socket and 120V Wall Plug



18 in. Punched Tyvek® Lamp
(durable weather resistant material)



Wire Frame Support



Self-Tapping Hook



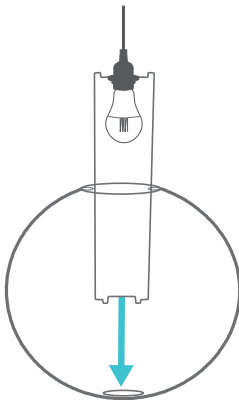
Cord Guide

Instructions:



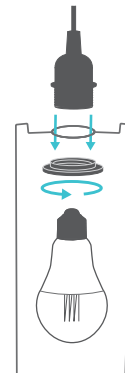
1. Use an **LED** Bulb

Use an LED bulb to avoid overheating and protect lantern fabric.



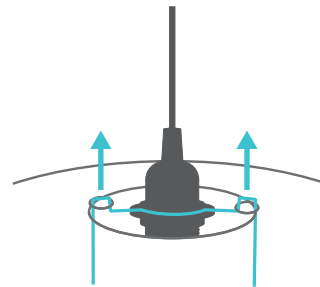
3. Insert into lamp

Insert the assembly into the larger hole in the lamp shade. Set the bottom of the wire frame support into the bottom hole.



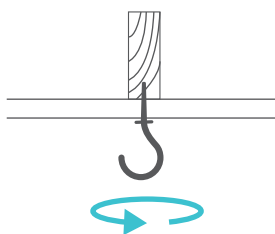
2. Assemble

- screw off retaining ring from fixture
- insert the threaded end of fixture through the ring in the wire frame support
- screw back on the retaining ring, large end down.
- screw LED lightbulb into fixture



4. Attach

Insert the top tabs into the small rings located on the sides of the large hole in the lamp shade. Wire frame support will likely remain slightly bent to keep the Tyvek™ looking crisp for years of all-season enjoyment.



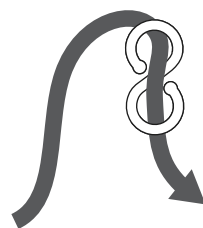
5. Screw in Self-Tapping Hook

Screw the self-tapping hook into your desired hanging location in the ceiling or wall. Be sure to mount on a surface that is mechanically solid.

Different materials require different types of fittings. Always choose screws and plugs that are specially suited to the material.

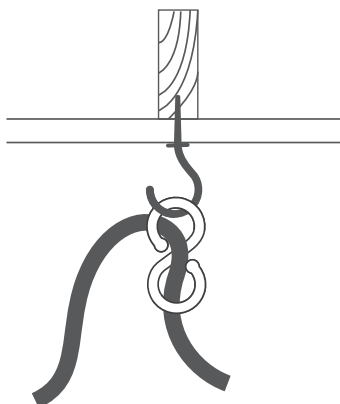
CAUTION:

Do not install in radiant heating ceilings.



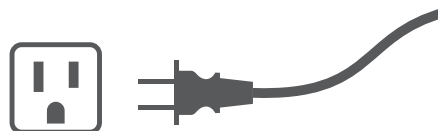
6. Attach Cord Guide

Weave cord through Cord Guide at desired location of where you want to hang from.

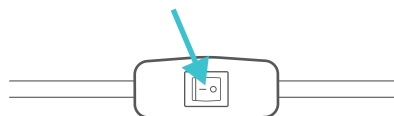


7. Hang

Hook the cord guide on the self-tapping hook and adjust the cord as needed for preferred height.



8. Plug it in



9. Turn On

Turn your lantern on using the switch.

Indoor cord kit with dimmer switch available separately. Must be used in conjunction with a dimmable LED bulb.



10. Enjoy!

THANK YOU FOR YOUR PURCHASE!

We want you to be completely satisfied. If you have any questions please contact our customer service department.

SUPPORT@ALLSOPGARDEN.COM | 800-426-4303

Love your product? Please leave us a review!



ALLSOP
HOME  GARDEN