

Rowan Cordless Mini Table Lamp



ENGLISH

Important Safety Instructions:

- These instructions are provided for your safety. It is very important that they are read carefully and completely before beginning the assembly and installation of this lighting fixture.
- LED BULBS ARE NON-REPLACEABLE.
- Save these instructions.

WARNING:

- Do not touch LED's when fixture is turned on. Do not look directly at lit LED's.
- Keep flammable materials away from lit LED's.
- This product contains small parts.Children under 5 years old should use it under the supervision of adult
- Do not over charge the battery.Please unplug device if not in use for a long period of time.
- Do not disassemble this product.Due to different standards of power supply on the market,some power supply may not be compatible with this product,here suggest use certified USB adapter (output 5V) to charge.

Pre-assembly:

- Remove all parts and hardware from box along with any plastic protective packaging.
- Do not discard any contents until after assembly is complete to avoid accidentally discarding small parts or hardware.

Care Instructions:

- Dust often using a clean, soft, dry and lint-free cloth.
- Blot spills and wipe with a clean, damp cloth immediately

FCC COMPLIANCE:

NOTE: This equipment has been tested and found to comply with the limits for a Class B digital device, pursuant to Part 15 of the FCC Rules. These limits are designed to provide reasonable protection against harmful interference in a residential installation. This equipment generates uses and can radiate radio frequency energy and, if not installed and used in accordance with the instructions, may cause harmful interference to radio communications. However, there is no guarantee that interference will not occur in a particular installation. If this equipment does cause harmful interference to radio or television reception, which can be determined by turning the equipment off and on, the user is encouraged to try to correct the interference by one or more of the following measures:

- Reorient or relocate the receiving antenna.
- Increase the separation between the equipment and receiver.
- Connect the equipment into an outlet on a circuit different from that to which the receiver is connected.
- Consult the dealer or an experienced radio/TV technician for help.


This device complies with Part 15 of the FCC Rules. Operation is subject to the following two conditions: (1) This device may not cause harmful interference, and (2) This device must accept any interference received, including interference that may cause undesired operation. Caution: changes or modifications not expressly approved by the party responsible for compliance could void the user's authority to operate the equipment.

IC COMPLIANCE:

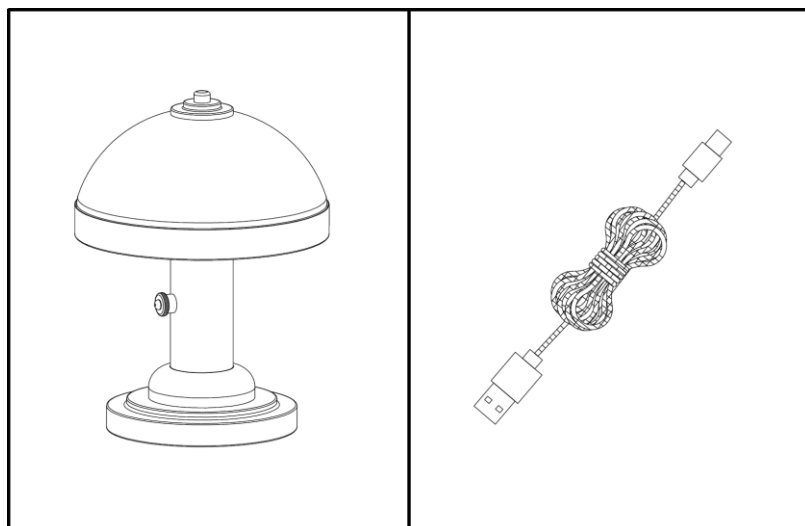
This Class B digital apparatus complies with CAN ICES-005 (B) / NMB-005 (B).

Thank you for your purchase

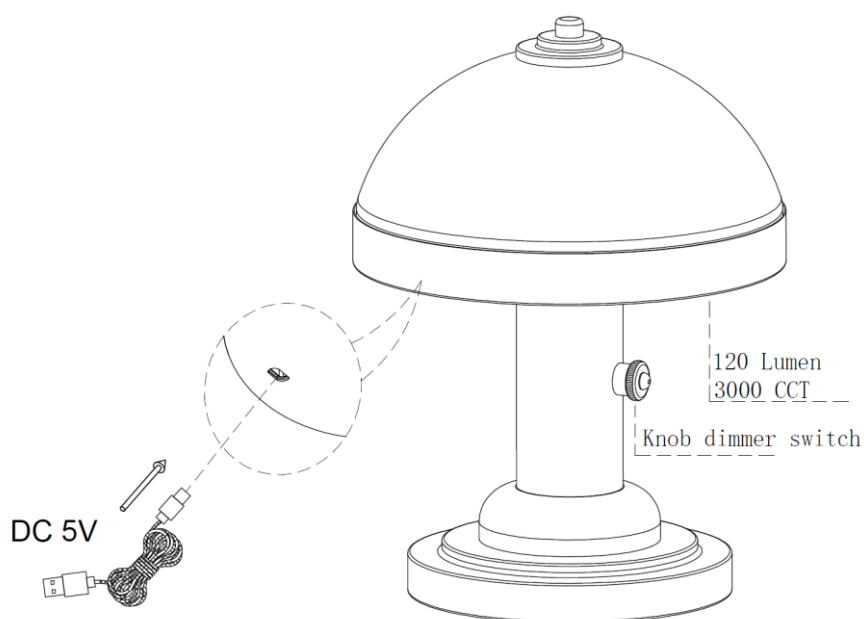
2550 N.W. Nicolai Street, Portland Oregon 97210 Customer Service: 888 401-1900 www.rejuvenation.com



Parts Included:



● To Use:



1. Before first use, make sure battery is fully charged.
2. Use USB 5V for charging.
3. Charging time 8 hours, lasts from 10-16 hours.

4. Charging plate input:DC 5V, operating current:500mA.

SPECIFICATIONS

Size	D127*H365mm	Material	Steel+Glass
Source	38 PCS warm white LEDs	Switch type	Stepless adjusted of dimming
Input	5V-USB	Consumption	1.5w
Battery capacity	5000mAH		
Waterproof	NO		

Product Features:

- Built in rechargeable battery will last 10-16 hours once fully charged.
- Stepless adjusted of dimming.