





User Manual





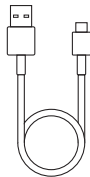
Ui Mug



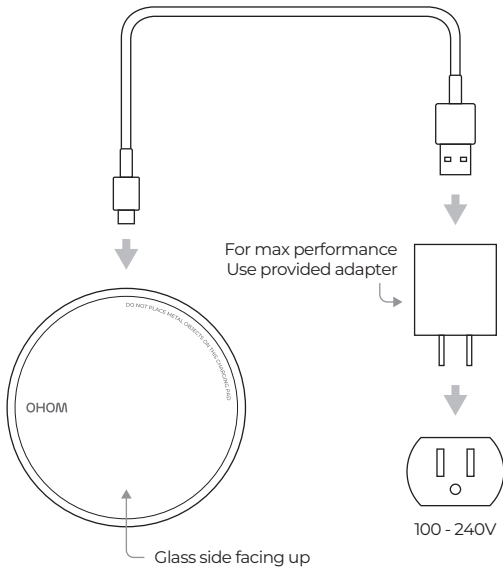
OHOM Pad




Power Adapter



USB Type C Cable






Heating the Ui Mug

Red LED

Place the mug on the center of the OHOM Pad. The LED will pulse red, indicating that the mug is currently being heated by the OHOM Pad. It will maintain the beverage's temperature at approx. 130°F/55°C.



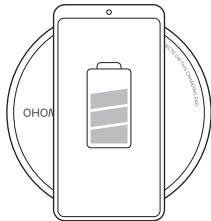
Coffee & Tea Strainer

Place the filter directly into the mug for coffee/tea brewing.

*Filter sold separately

Ceramic Lid

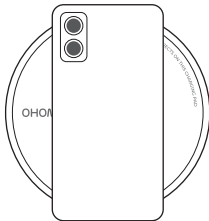
Add the ceramic lid to retain and further increase the temperature of the beverage.



Wireless Cell Phone Charging

Blue LED

Place Qi-compatible phone on the OHOM Pad. The LED will pulse blue and the charging icon will appear on the phone screen.



Do not place cell phone face down on the OHOM Pad.



FOR YOUR SAFETY

The OHOM Pad is capable of detecting a variety of foreign metal objects, but for safest operation, do not place foreign metal objects on the OHOM Pad.



DO NOT MICROWAVE

The bottom layer on the Ui Mug contains metal particles, do not microwave.



OVERHEAT PROTECTION

When the mug is overheated or has been sitting on the OHOM Pad for 60 minutes without picking it up, it will automatically shut off.



WARM OHOM PAD

If the OHOM Pad becomes hot after heating the mug, wait until it cools down before charging your cell phone.



DO NOT LEAVE MUG EMPTY

Heating the empty mug without liquid may cause the ceramic to crack, do not heat empty mug on the OHOM Pad.

CLEANING

- Ui Mug: Hand-wash and dishwasher safe
- OHOM Pad: Clean with damp cloth and mild cleaning solution. The unit itself is spill-resistant but cannot be submerged. Avoid exposing it to excessive amounts of water.

SPECIFICATIONS

Ui Mug

Material: Fine ceramic

Volume: 12 fl oz / 355 mL

OHOM Pad

Max output: Android 15W(max), Apple 7.5W(max)

Mug heating 22W(max)

* If the OHOM Pad is having an issue, unplug & plug the OHOM Pad to reset the unit. Visit our website at ohomdesign.com for more information.

OHOM[®]

Designed in Los Angeles, USA. Precision made in China

©2022 OHOM Inc. All rights reserved. **ohomdesign.com**