

# WILLIAMS-SONOMA

## Cosmopolitan Bar Cart

### Assembly Instructions

#### Pre-Assembly

1. Please read all instructions carefully and completely before assembly.
2. Assembly by two people is recommended.

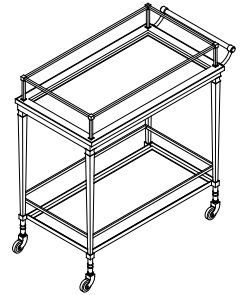
#### Parts included: (Not to scale)

Part	Qty.	Description
A	1 pc	Bar Cart Base
B	1 pc	Glass top
C	1 pc	Glass shelf

A. Bar Cart Base

B. Glass top

C. Glass shelf



#### Step 1.

Carefully open the packaging and clear packaging material from assembly area.  
Place all components on a protective surface.

#### Step 2.

Carefully insert glass top (B) into the top frame of bar cart base (A) and glass shelf (C) into the bottom shelf of bar cart base (A). (Fig. 1)

#### Step 3.

Assembly is complete. (Fig. 2)

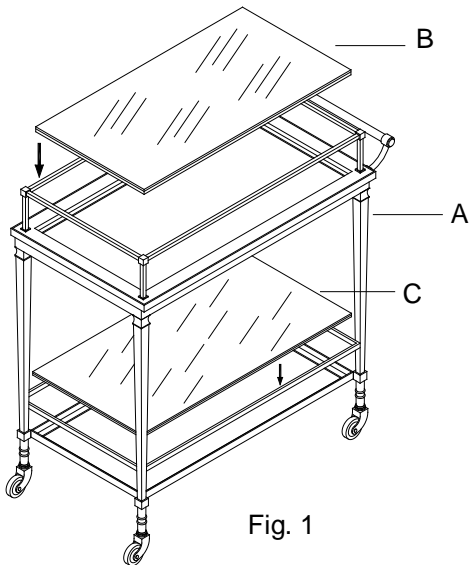


Fig. 1

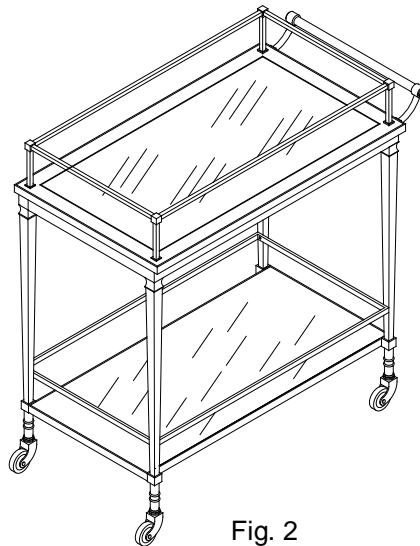


Fig. 2

#### Care Instructions:

- Dust with a clean, soft damp cloth and wipe dry immediately.
- Avoid the use of chemicals and harsh cleaning agents.

Thank you for your purchase  
Williams-Sonoma, Inc. – Customer Service (877) 812-6235 – [www.williams-sonoma.com](http://www.williams-sonoma.com)