

WILLIAMS-SONOMA

Beckett Bar Cart Assembly Instructions

Pre-Assembly

- Please read all instructions carefully and completely before assembly.
- Assembly by two people is recommended.

Parts included:

- (3) Metal frame assembly (A)
- (4) Finial (B)
- (8) Pole (C)
- (3) Glass shelf (D)
- (2) Caster w/brake (E)
- (2) Caster (F)
- (4) Hex connector (G)
- (4) "T" washer (H)
- (2) Hand rail (J)

Hardware/Tool included:

- (4) Threaded rod (K)
- (4) Nut (L)
- (1) Wrench (M)

Assembly instructions

1. Carefully open the packaging and clear packaging material from assembly area. Place all components on a protective surface.

2. Join one of metal frame assembly (A) & four casters (E) & (F), making sure two casters w/brake are on the same end of the metal frame assembly (A), letting the threaded rod on top of casters pass through the holes at corner of metal frame assembly (A) and the hole of "T" washer (H), followed with hex connector (G) to secure metal frame assembly (A) & four casters, tighten with wrench (M) provided. (Fig. 1)

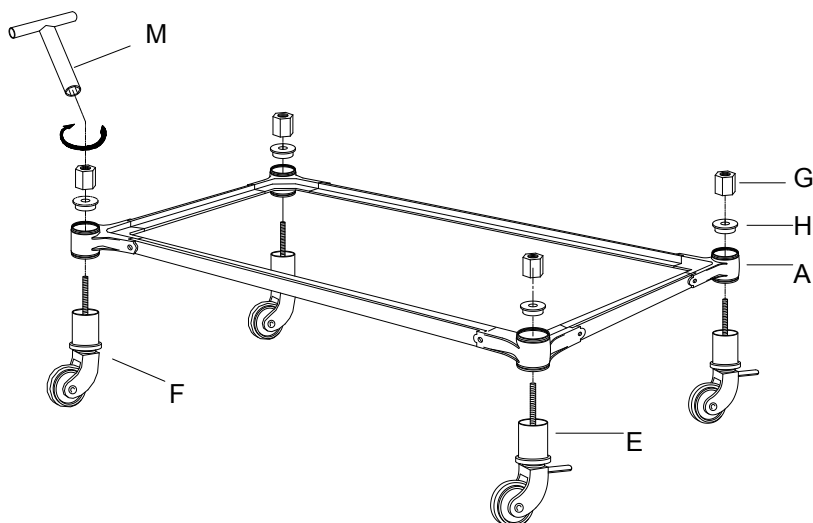


Fig. 1

WILLIAMS-SONOMA

Nickel Bar Cart Assembly Instructions

3. Insert four threaded rods (K) into the threaded holes on hex connector (G), slide four poles (C), followed with the another metal frame assembly (A) over threaded rods (K) protruded from four corners. Repeat the same procedure for the remain four poles (C) and metal frame assembly (A), followed with hand rails (J) and nuts (L), tighten with wrench (M) provided. Screw finials (B) onto the exposed section of threaded rod (K). (Fig. 2)

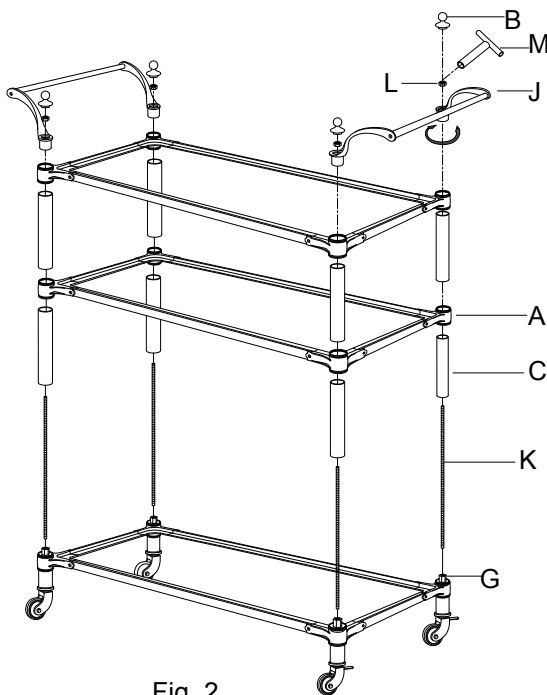


Fig. 2

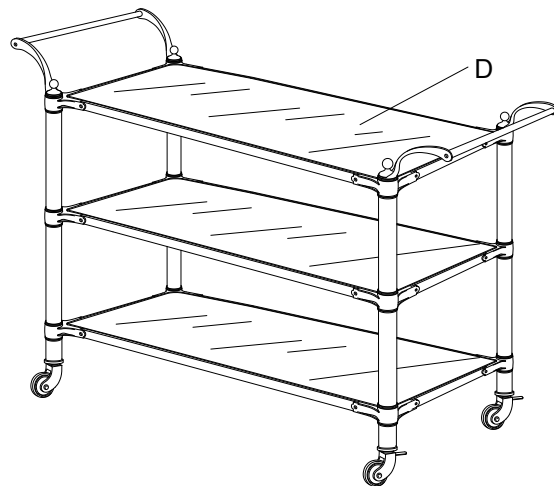


Fig. 3

4. Carefully insert the three glass shelves (D) in three metal frame assemblies (A), Assembly is complete. (Fig. 3)

Care Instructions:

- Clean periodically by wiping the frame and glass with a soft clean cloth slightly moistened with water. Wipe dry.
- Do not use abrasive cleaners, chemical cleaners, or metal polishes. The metal frame has a protective lacquer finish that could be damaged by chemical or abrasive cleaning agents.

Important safety instructions

- Do not place heavy objects on the glass table top.
- Never sit on, stand on, or otherwise apply heavy pressure to the glass top or frame.
- Do not allow children to play on or around the table.

Thank you for your purchase

Williams Sonoma, Inc. | Customer Service 1.877.812.6235 | www.williams-sonoma.com