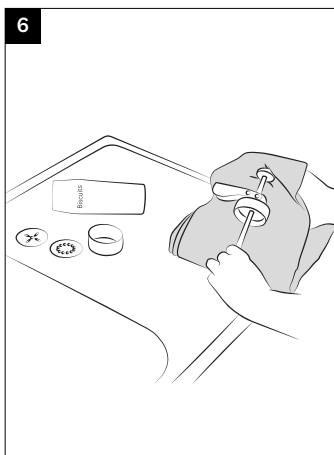
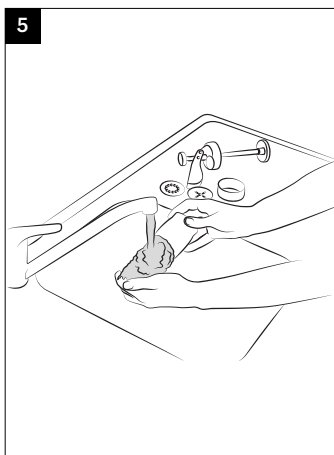
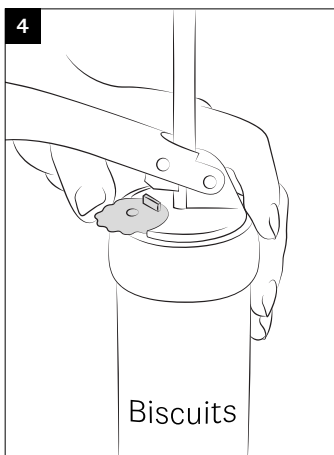
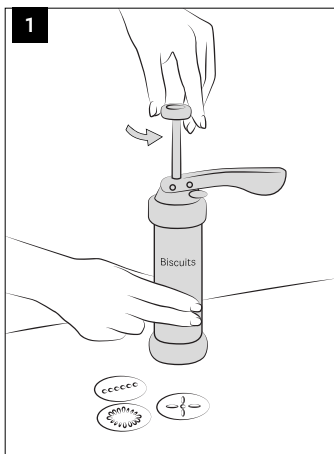


# Cookie Set





## Material inside the pack

- Dispenser
- Biscuits
- 20 biscuit dies
- Extension cord (only Design version)
- Instruction manual

## Prepare the dough

- 500 g plain white flour
- 200g sugar
- 250g of butter or margarine
- 1 pinch of salt
- 75ml milk
- 4 egg yolks

Mix the melted butter with sugar and a pinch of salt. Pour the egg yolks into the middle and mix the dough with a fork. Add flour and milk. Knead the dough with your hands until it is completely smooth and soft.

## Prepare the machine for use

When using the machine for the first time, wash it with water and detergent and dry it with a cloth. Lift the piston, turn the knob 180° and pull it upwards to the end stroke (Fig. 1). Unscrew the locking ring and put the dough in the cylinder (Fig. 2). Insert the required die into the locking ring, keeping the raised part of the die facing downwards, and screw the ring nut all the way (Fig. 3). Turn the control to choose the size of the biscuits (Fig. 4):

Pos. 1 for small biscuits

Pos. 2 for large biscuits

Turn the knob so that the knurling of the rod faces the lever.

Lower the lever a few times until the dough starts to come out from the holes of the die.

Remove any dough that came out, rest the machine in the oven tray and press the lever down.

Lift the machine and reposition it until the dough is finished.

For best operation, the dough should be at room temperature and the tray clean.

Do not use baking paper and do not butter the tray: the biscuits should be placed directly on the surface.

## Care and maintenance

After use, wash all the Biscuits components with water and detergent. Rinse and dry everything well after washing (Fig. 5 6). Biscuits is not dishwasher safe.

## Warranty

Marcato guarantees service for 2 years against manufacturing defects from the date of purchase. The warranty does not cover damage caused by improper use.

## How to use Dispenser


Open the upper grid, insert sugar, cocoa or the spice preferred, close the grid and sprinkle cookies.

Do not wash under water or in the dishwasher. Use a cloth and a brush to clean it.

**MARCATO S.p.A.**

Via Rossignolo 12, 35011  
Campodarsego (Padova) Italy  
Tel. +39 049 9200988  
Fax +39 049 9200970  
E-mail: [info@marcato.it](mailto:info@marcato.it)  
[www.marcato.it](http://www.marcato.it)

TUTTI I DIRITTI SONO RISERVATI  
ALL RIGHTS RESERVED  
MARCATO S.p.A. CAMPODARSEGO (PD) ITALY  
COPYRIGHT © 2023 MARCATO S.p.A.  
STAMPATO IN ITALIA - PRINTED IN ITALY



is made in Italy